

SUPERMASTER

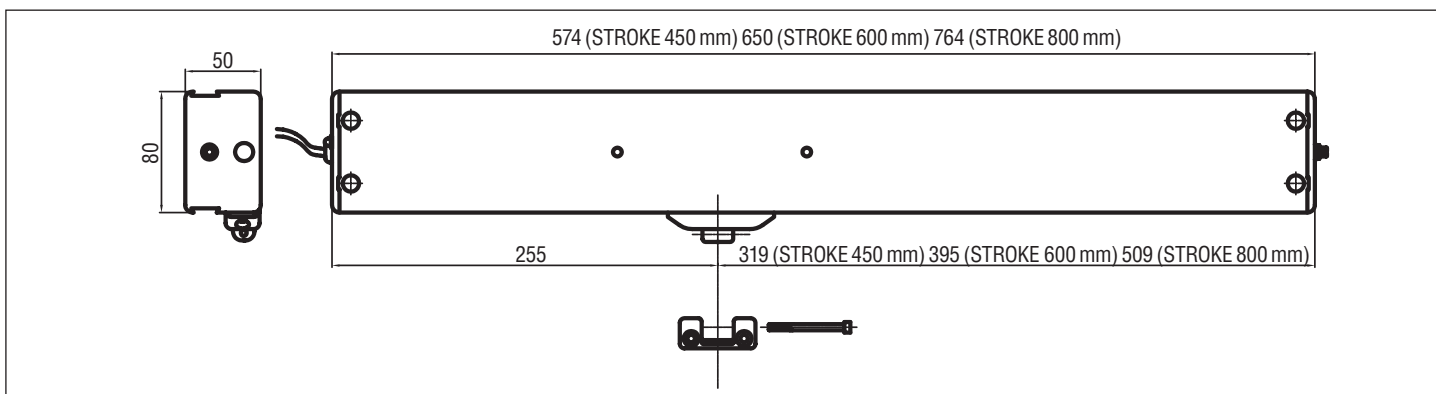
Chain actuator – Force in push action 400 N – Stroke 450-600-800 mm



- The LONGEST STROKE and the HIGHEST FORCE for a chain actuator: it solves the problems to operate very heavy vents and the necessity of wide opening without taking up space inside the room.
- Double link chain.
- Exclusive closing position regulation system for a quick installation.
- Red lamp placed on the actuator to signal the window closed position.
- Safe operation with push button.
- For window without windowsill a fixing bracket (sliding within the dovetail slide) is available for an easy installation
- Minimum window height: 900 mm for 450 mm stroke, 1200 mm for 600 mm stroke, 1600 mm for 800 mm stroke. In case of lower windows install the pivoting brackets.

	SUPERMASTER 230 VAC	SUPERMASTER 24 VDC
VOLTAGE SUPPLY	230 Vac \pm 10%	24 Vdc \pm 10%
STROKE	450 mm 600 mm 800 mm	450 mm 600mm 800mm
ELECTRIC CONNECTION	3 wires + earth	2 wires
OPERATION		by polarity inversion
FORCE (push action)	400 N(300 N for 800 mm stroke)	400 N(300 N for 800 mm stroke)
FORCE (pull action)	400 N	400 N
SPEED	~ 23 mm/s	~ 20 mm/s
MAX CURRENT ABSORPTION	0,8 A	2 A
PARALLEL CONNECTION	YES	YES
LIMIT STOP	Micro switches	Micro switches
END STROKE POSTION SIGNAL		Opening/Closing
SAFETY STOP	Thermic	Electronic
TIME RATING	20 %	50 %
PROTECTION CLASS	IP 20	IP 20

SUPERMASTER

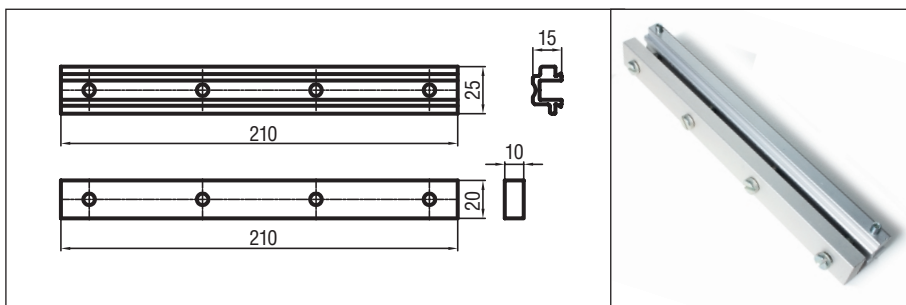


Actuator dim.

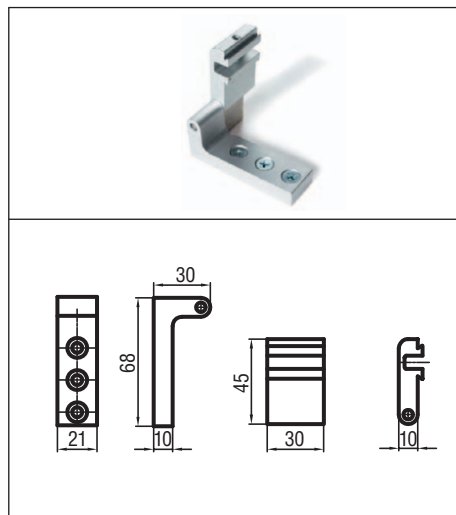
SPECIFICATION PROSPECTS

Electric chain actuator Ultraflex Control Systems named Supermaster with double link chain. Force 400 N. Strokes: 450-600-800 mm. Voltage supply 230 Vac or 24 Vdc. Limit stop by micro switches and thermal protection (230 Vac version) or electronic safety stop (24 Vdc version). Parallel connection. Casing in silver anodized or painted aluminium. The 230 Vac version and the 24 Vdc version are conform to 89/336 EMC directives as modified per 93/68 CE, the 230 Vac version is conform to 73/23 LVD directives.

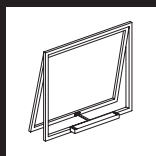
Accessories



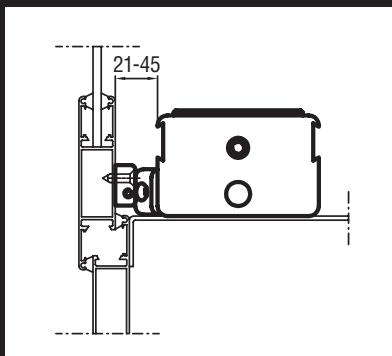
Sliding aluminium bracket with shim
part No. 40460N



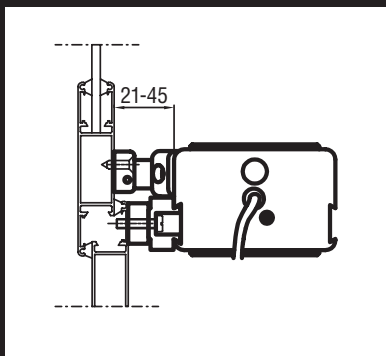
Pivoting brackets kit
part No. 40560T



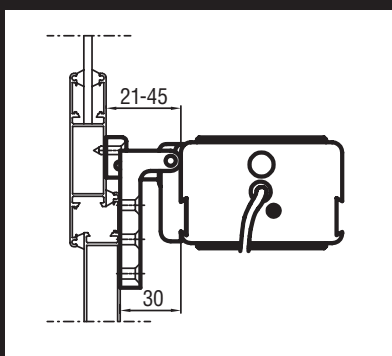
Top hinged window



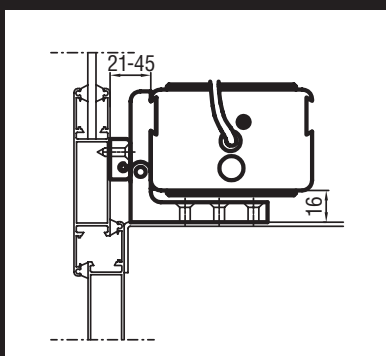
On windows with windowsill without brackets



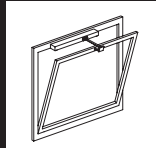
Without windowsill with bracket part No. 40460N



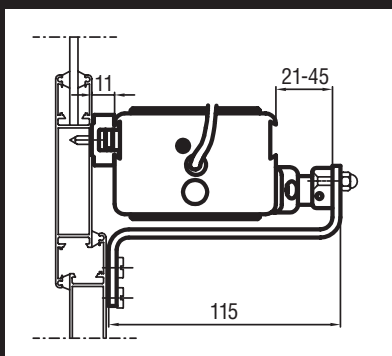
On the frame with pivoting brackets part No. 40560T



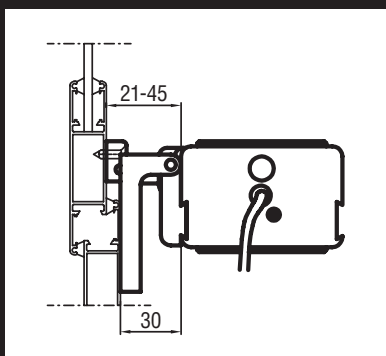
On windows with windowsill with pivoting brackets part No. 40560T



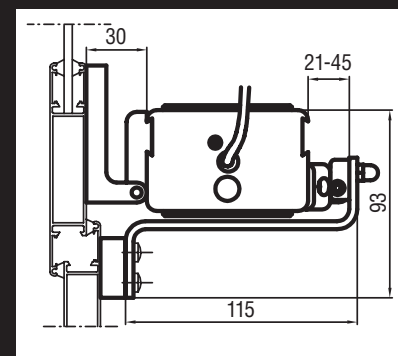
Bottom hinged windows



On the frame with bracket or bottom hinged window part No. 40472W



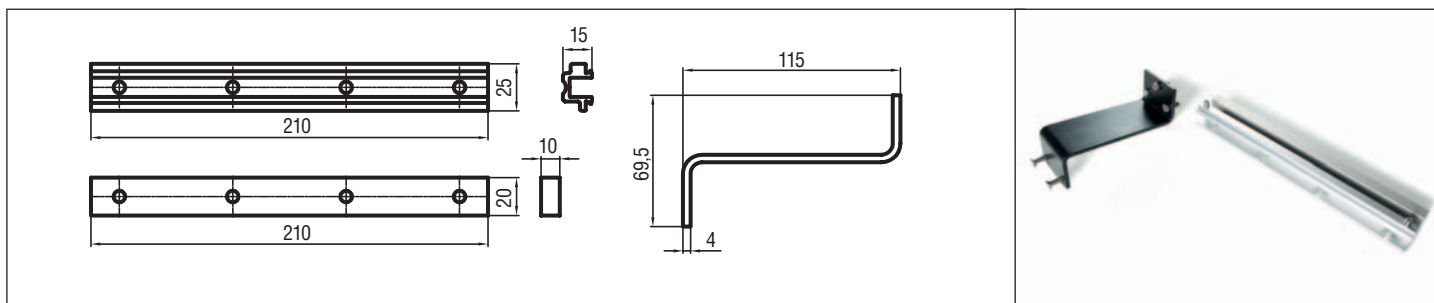
On the vent with the pivoting bracket part No. 40560T



On the frame with the pivoting bracket part n. 40560T and bracket part No. 40472W

⚠ The instructions for a safe installation are included in the section "SECURITY WARNINGS"

Accessories



Sliding painted steel bracket with shim and bottom hinged bracket part No. 40472W