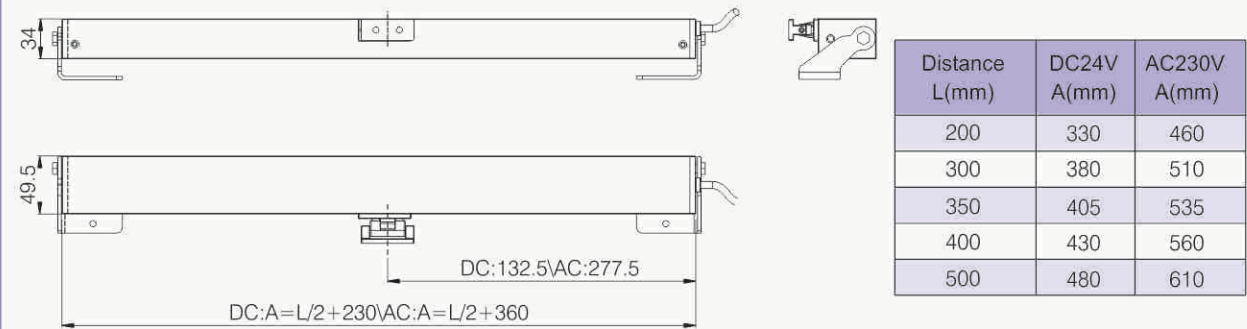





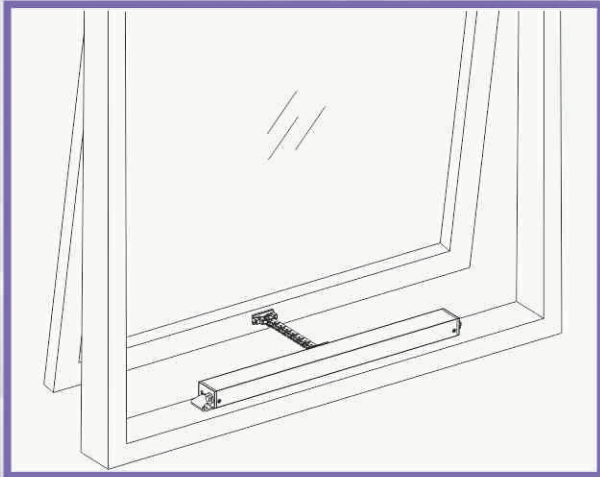
- Suitable for top / center-pivoted / hopper window , casement window ,heavy skylight and glass –curtain wall open or closing ; Simple but delicacy design
- Optional installation ;
- Use double link chain that works more stable and smooth ;
- Electronic overload cutoff;
- Endurance tests (30,000 cycles) are carried out ;
- Various strokes and color can be tailor-made ;

Specifications	Units	Technical Data	
		AT-01(DC)	AT-01(AC)
Thrust / Relay	N	250N	250N
Maximum operating current	A	1.0	0.4
Travel distance	mm	50~400	50~400
Promote the speed of	mm/sec	~10	~10
Operating voltage	V	DC24V ± 10%	AC220V ± 10%
Ambient temperature	°C	-20~+75	-20~+75
Protection class	IP	32	32

Dimensions



Installation



Job Reference

