


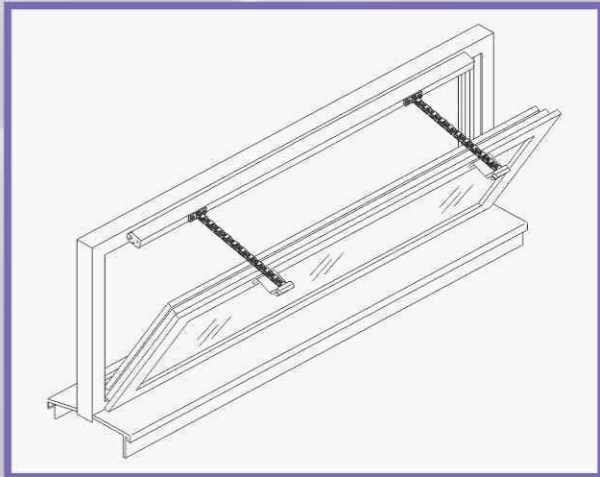
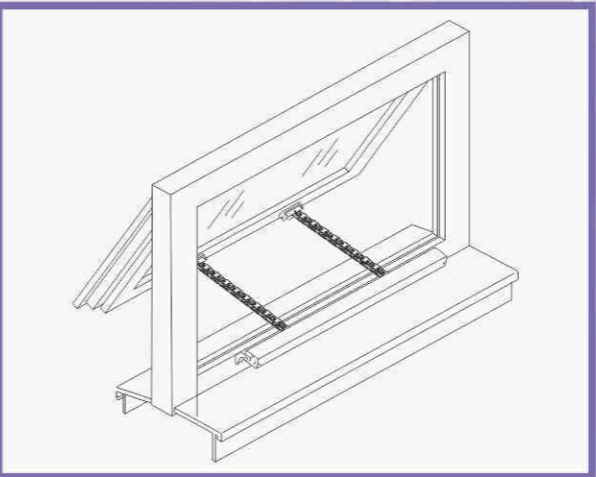


Dimensions



Distance L(mm)	DC24V A(mm)	AC230V A(mm)
200	835	965
300	935	1065
350	985	1115
400	1035	1165
500	1135	1265

Installation



Job Reference



- Suitable for top / center-pivoted / hopper window and heavy skylight;
- Simple but delicacy design
- Electronic overload cutoff protector and low noise operation ;
- 2 Chains design for wide and heavy window more than 1200mm ;
- Possess the synchronous function ;
- Stainless steel chains is optional ;
- Endurance tests (30,000 cycles) are carried out ;
- Strokes and push force can be tailor-made ;
- Standard color is grey;
- Color can be tailor –made ;

Specifications	Units	Technical Data	
		AT-02(DC)	AT-02(AC)
Thrust / Relay	N	600N/800N	600N/800N
Maximum operating current	A	1.6/2.0	0.6/0.8
Travel distance	mm	50~800	50~800
Promote the speed of	mm/sec	~10	~10
Operating voltage	V	DC24V ± 10%	AC220V ± 10%
Ambient temperature	°C	-20~+75	-20~+75
Protection class	IP	32	32