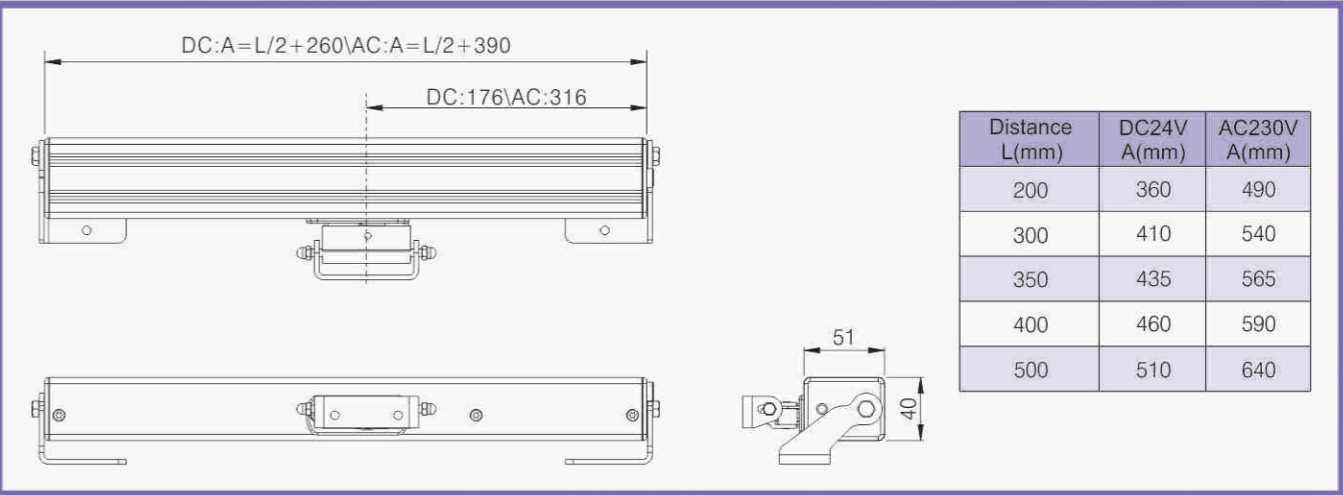
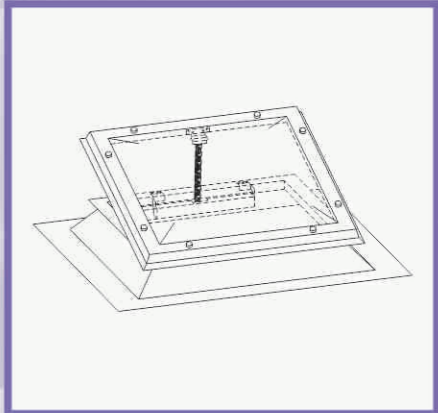
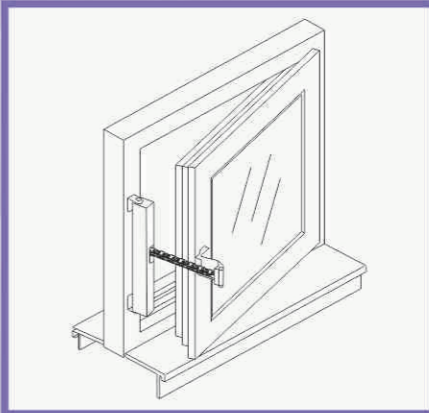
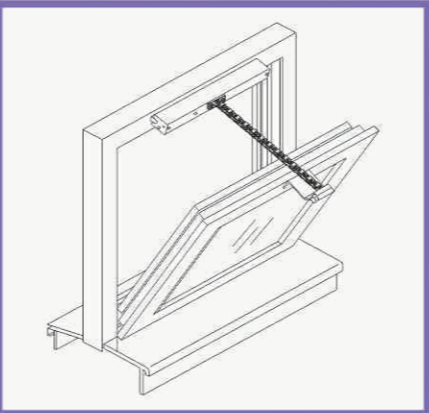




## Dimensions



## Installation



## Job Reference



- Suitable for top / center-pivoted / hopper window ,casement window ,heavy skylight open or closing ;
- Simple but delicacy design
- Use double link chain that works more stable and smooth ;
- Electronic overload cutoff protector ;
- Stainless steel is available ;
- Endurance tests (3,000 cycles ) are carried out ;
- Standard color is grey, but various strokes and color can be tailor-made ;

Specifications	Units	Technical Data	
		AT-04(DC)	AT-04(AC)
Thrust / Relay	N	300N/400N	300N/400N
Maximum operating current	A	1.0/1.2	0.3/0.4
Travel distance	mm	50~800	50~800
Promote the speed of	mm/sec	~10	~10
Operating voltage	V	DC24V $\pm$ 10%	AC220V $\pm$ 10%
Ambient temperature		-20~+75	-20~+75
Protection class	IP	32	32